


News & Notes



Newsletter of the Boston Chapter
Piano Technicians Guild

CONTENTS

Member Spotlight	2
Technical Tip	3
Tidbits	3-4
Events Calendar	5
For Sale	5
Chapter Administration	6
June Meeting	6
Location Maps	

JUNE MEETING—DESIGNING NEW ACTIONS FOR OLD PIANOS
FEATURING **JUDE REVELEY, RPT**

- Deepen your understanding of a piano action
- Explore the process of establishing an appropriate strikeline, capstanline, and key proportions
- Create a new scale stick; Model the new design; Draft prints for a keyboard manufacturer

When: **June 21, 2011**


Where: **Absolute Piano Restorations**
171 Lincoln Street (3rd floor), Lowell, MA

Schedule: **6:00 p.m.** Gather, Converse, Enjoy a Meal

7:00 p.m. Chapter Business Meeting

7:30 p.m. Technical - "Designing New Actions for Old Pianos"

"PREZ SEZ"



Hello everyone – this is my first month as your newly elected Chapter President. Please also welcome Chris Storch as our new Vice President and Eric Donnelly as our new Secretary. Joe Morocco has agreed to continue on as our Treasurer. I'd like to thank our immediate past president Doshie Powers for helping to make this as smooth a transition as possible, as well as our previous VP Gary Ford and Chapter Committee members Paul Piszczek, Patrick Draine, Jude Reveley, David Nadworny and Christine Lovgren for their service to the Chapter.


Thanks to M. Steinert & Sons for hosting the May meeting, and Kent Webb for an outstanding presentation on voicing.

It looks like our new Technical Program Director has a lot of instructors already scheduled for our meetings late this year and early 2012. If you have a suggestion for a class you'd like to see, call or email either Tom or me. This month's business meeting will include some discussion of issues in this summer's PTG Council Sessions. And there's still time to beat the early-bird deadline for Kansas City!

"PREZ SEZ" (Continued from Page 1)

So.....just a little thought here as I settle into this new role.....if you had your way, what would YOU like to see done in your chapter to enhance your craft, your business, and your passion for the piano? The first step is to step up & say something, and then with a little extra effort, it can happen.....it's your chapter, too.

All the best,
Doug Tybor, RPT
President, Boston Chapter PTG



MEMBER SPOTLIGHT CHRIS STORCH

I started playing the piano when I was in 2nd grade, taking lessons from the music teacher at the local elementary school. I was never very serious about it until I reached high school and decided I wanted to study music in college. I landed a spot in the Hartt School of Music at University of Hartford in 1988. I soon discovered that I wasn't going to be able to make a living playing the piano, so I moved over to the engineering school to study acoustics and music. That way, I was sure to be employable but still keep music in my life.



Since graduating college, I've made a living consulting in acoustics (no, I don't do sound systems). I advise clients about room acoustics, noise and vibration control, and environmental sound. The various employers I've worked for have had me live in D.C., Chicago, New York, and now Boston. The job I had in New York was the most interesting in that they worked exclusively in the design of large performing arts centers. Some of the projects of which I'm most proud are Sibelius Hall in Lahti, Finland and Verizon Hall in Philadelphia. I currently work for the firm Cavanaugh Tocci Associates in Sudbury, MA. With CTA, I've participated in the design of smaller performing arts centers locally like the Northfield Mount Hermon School and the Loomis Chaffee School.

Then I had what I'd guess you'd call a mid-life crisis...

I attended North Bennet Street School from 2007 to 2009, and now I'm trying to find a new balance between being an acoustical consultant and a piano technician. Acoustics still pays the bills, but piano work is where my real interests lie now. I've recently been helping out with PTG tuning and tech exams, working to become certified. From what I understand, I'm also the newly elected vice-president of the Boston Chapter.



When I'm not in the emergency room with a felt knife injury, I'm busy restoring a Wurlitzer Student Butterfly and a Mason & Hamlin screwstringer grand (crazy, huh?). I also have an old VW beetle that I've restored that has won lots of second place ribbons in local car shows. Know anyone interested in buying a Steinway upright? – it's got a Damp-Chaser and has been well-maintained!





TECHNICAL TIP

KEY LEVELING—here's an idea when you're setting up to do key leveling. Set notes 1 and 88 at the correct (identical) height by adding or subtracting balance punchings. Now, remove all the front punchings from 1 and 88, and then slide plate bushings onto their front pins to prop your guide keys up at exactly the right height. Plate bushings (some call them tuning pin bushings) come in a variety of sizes. Find the combination that supports your guides where you want them. Double-check the measurement on each guide. If necessary, you can make very small adjustments by simply dragging the wood bushing over a piece of 100 sandpaper. Advantages: readily available, cheap, easy to adjust precisely, and they stay put!

- Christine Lovgren, RPT

FRANK HANSON—Former Chapter President and longtime chapter member passed away of pneumonia on May 12. He was 89 and had been going strong up until the last year when he became ill. He had been a dominant and colorful force in the local technical for many years and was well know by many of us. Read more at

<http://www.legacy.com/obituaries/bostonglobe/obituary.aspx?n=frank-c-hanson&pid=151178526>

- John von Rohr, RPT



TIDBITS

ASSIST WITH THE TUNING EXAM—We have been doing quite a few tuning exams lately. Any RPTs out there willing to help out? The tuning exam requires one CTE (Certified Tuning Examiner) and two (or more) RPTs. Recently I asked several RPTs to help out and both were under the mistaken impression that one had to be a CTE to take part in a tuning exam. Not so. Any RPT can help. It's a good way to give back to our organization, have fun and probably learn something. Plus you have the satisfaction of knowing you are helping uphold the high standards of PTG! There is no monetary reward, but you might get a sandwich and cup of coffee, and reimbursement for parking.

Another reminder—the pool of CTEs nationwide is shrinking. If any RPT is considering becoming a CTE, the first step is to take the full tuning exam (entirely by ear) and pass all categories at 90 or above. THE TEST FEE IS WAIVED, whether or not your scores are all 90 or above.

The Boston Chapter does testing on a by request basis. So, if anyone is thinking about taking the tuning exam, it usually takes a few weeks to set up a time. Testing is done at North Bennet St. School on one of three approved pianos: A Steinway L, a Mason & Hamlin BB or a Kawai RX2. Questions? Call or email me.

- Christine Lovgren



TIDBITS (continued)

MAY MEETING RECAP—We thank **Liz Diamond** and **Jonathan Tetzlaff** for hosting our May meeting at Steinert's, along with providing the fine selection of food and American and German beers.



Kent Webb, Manager, Technical Service and Support at Steinway New York was our featured speaker. He began the Technical by answering questions out the status and changes in New York. He was happy to announce Steinway's 1st quarter earnings were up about 17% as compared to the 1st quarter of last year.



Walden Woods Steinway D, formerly on display at M. Steinert & Sons, Boston, MA

He discussed voicing the Hamburg Steinway, Boston, and Essex hard-pressed hammers. He also showed a video demonstrating the lacquer technique as applied to Boston hammers in the upper treble with a brush soaking lacquer into the shoulders. He explained that contrary to popular belief, lacquer in small amounts is used to bring up tone on Boston and Hamburg Steinway hammers, although with Bostons, more so for the European and Asian market than for the States. He then presented a video showing the 3-needle voicing technique used to prepare the hammers and the subsequent unidirectional filing of the hammers. Kent also showed a diagram of the different areas of a hard pressed hammer and the purpose of needling in each section.

- text by *Eric Donnelly, RPT*

NEWS & NOTES EDITOR CHANGE—This June 2011 issue is my last as your N&N Editor. I now live in Gladstone, Michigan (in the beautiful Upper Peninsula), where I am a full-time Fisheries Biologist with the Michigan Department of Natural Resources. I will continue working as a part-time piano technician, serving the UP and northeast Wisconsin. This merge of two passions has been a project of mine for over five years.

Bill Trotman brings his graphics and writing experience to take the reigns as your next N&N Editor. I encourage you to keep notes of your summer experiences and send them to Bill for publication in the September issue!

It has been a privilege to work with you all, and I have really enjoyed producing the N&N since February 2011. Thank you to all who have contributed material for N&N!

- *Paul Piszczek, RPT*

*Five New RPTs Graduate NBSS
Congratulations!*

Ryan Mass, RPT (2nd year)

Helen Weston, RPT (2nd year)

Matthew Banks, RPT (1st year)


Ka Chun Ng, RPT (1st year)

Rebekah Wortman, RPT (1st year)

- *Eric Donnelly*



- **July 13-17, 2011:** 54th Annual PTG Convention and Technical Institute, Kansas City, KS
- **August 2011 (date, time, location TBA):** Boston Chapter Annual Picnic



<p>Tadashi grand, 5'7" (c. 1985)</p>	<p>High-gloss, Natural honey finish. Immaculate condition with spade legs and matching bench. True sostenuto. Not played much. Very nice Japanese piano; not imported to the US for very long. Larry Fine's Piano Book gives it a good review. I've never seen one before, and was pleasantly surprised at how nice it is. Located in Medfield. Asking \$7,500.</p>	<p>Christine Lovgren (508) 733-2935</p>
--	---	---

<p>Steinway A, 6'1"</p>	<p>No. 122083. Needs complete rebuild. \$5000 or reasonable offer.</p>	<p>Debra Legg (contact agent) (978) 546-8428 wederby50@yahoo.com</p>
-------------------------	--	--

<p>Steinway O (c. 1917)</p>	<p>Mahogany, with bench. Good board and bridges. Needs the rest restored. Asking \$4,500.</p>	<p>Ginnie Laughlin (978) 263-09419 virginialaughlin@yahoo.com</p>
---------------------------------	---	---

<p>Vose baby grand</p>		<p>Christine Lovgren (508) 733-2935</p>
------------------------	--	---



Steinway Model A Piano (serial #84699)
A 6'1" fifty-seven wound string bass, three bridge, eighty-eight note piano. Manufactured in Queens NY, circa 1950, this piano has been completely restored. Restoration included: **new soundboard, bridges, pinblock, strings and action.**
All the case parts are original; the ebony case is a Victorian style with fluted, barrel-shaped legs, carved music desk and ivory keyboard.
Lovely sound / Responsive action! **Mary P. Logue**
857-919-1532
mlogue@pianologue.com

<p>Steinway A, 6'1", No. 84699. Fifty-seven wound string bass, three bridge, eighty-eight note piano. Manufactured in Queens, NY. This piano has been completed restored. Restoration included: new soundboard, bridges, pinblock, strings, and action.</p>	<p>Mary P. Logue (857) 919-1532 mlogue@pianologue.com</p>
--	---

All the case parts are original; the ebony case is a Victorian style with fluted, barrel-shaped legs, carved music desk, and ivory keyboard. Lovely sound / Responsive action! \$35,000



CHAPTER ADMINISTRATION

News & Notes
www.bostonptg.org

Boston Chapter PTG Officers

- Doug Tybor, President
- Chris Storch, Vice President
- Eric Donnelly, Secretary
- Joe Morocco, Treasurer

Chapter Committees

- Tom Driscoll, Tech Programming
- Jude Reveley, Librarian
- Bill Trotman, Newsletter (beginning September 2011)
- Paul Piszczek, Newsletter (ending June 2011)

*June N&N section break [leg, dampers, lyre] photo mosaic by Paul Piszczek

All expressions of opinion and all statements of supposed fact are published on the authority of the author as listed, and are not to be regarded as expressing the view of this chapter or the Piano Technicians Guild Inc. unless such statements or opinions have been adopted by the chapter or the Piano Technicians Guild Inc.



LOCATION MAPS

Absolute Piano Restoration, 171 Lincoln Street (3rd Floor) Lowell, MA (978) 323-4545

