


April 2011

# News & Notes



Newsletter of the Boston Chapter  
of the *Piano Technicians Guild*

## CONTENTS

|                        |   |
|------------------------|---|
| Technical Tip          | 2 |
| Member Spotlight       | 3 |
| Upcoming Events        | 3 |
| For Sale               | 4 |
| Tidbits                | 5 |
| Chapter Administration | 5 |
| PTG MARC Location Maps | 6 |

## APRIL MEETING — "SPRING BREAK"

We're on a "Spring Break" this month, but the Mid-Atlantic Regional Conference (MARC) in Bethlehem, Pennsylvania is a premiere alternative! Many of our members will attend the conference, network with fellow technicians, and perhaps even win a door prize!

When: **April 28 through May 2**

Where: **Historic Bethlehem Hotel**  
437 Main Street, Bethlehem, PA 18018

Schedule: **See PTG MARC website**  
<http://www.ptgmarc.org/home.htm>

## "PREZ SEZ"



Hi All, With March madness upon us (or by the time you read this, behind us), we had the opportunity to see how one tech has a grip on her vast mad array of tools and supplies to solve the on-the-road-gee-I-wish-I-brought, problem. Ruth Van Dine is one organized technician. Some of us have the luxury of simply making another appointment but if you're on a cruise ship or island, which Ruth frequently is, options are limited and ya gotta be prepared. She showed us cases she acquired from a variety of places and we admired her ingenuity in finding small, light (as possible) ways of getting it all in. She shared her sources in a generous handout, but you needed to be there to see the actual cases, bags, and organizers and the way she put it all together in one stack on a two-wheeled cart. I was reminded of a cartoon on the wall at the old Tuners Supply; it showed a semi truck with the sign, "Joe's Complete Piano Service...and we MEAN complete". The comparison is favorable to Van Dine who of course drives no semi truck to transport all she needs to deliver the best of service. We thank her for sharing her tool kit with us; many came away happy to have better ideas for carrying stuff in a clean, professional, sane and yes, complete manner. We thank George Crawford for hosting us at his shop and Evan Ewing for providing a scrumptious meal, and all the volunteers who helped set up the chairs and tables. No meeting in April, but the MARC is being held April 28th-May 1 in Historic Bethlehem PA. It should be a great convention, they do a good job making us happy! — Cheers, Doshie Powers, RPT; President, Boston PTG




## TECHNICAL TIP


### GRAND DAMPER FLANGE SCREWS (Belly-mounted true sostenuto only)

Manipulating a screwdriver to tighten damper flange screws in grands with true sostenuto can be a bit tiresome and frustrating, but the work needs to get done. Assuming you start with good regulation of sostenuto tabs and appropriate blade position, depress the damper pedal, then depress the sostenuto pedal, and then release the damper pedal. This maintains the dampers in the up position and provides more room to work. Keep the sostenuto pedal down with your foot or with a suitable, weighted object. [Note: This will not work with Steinway grands, since the sostenuto mechanism is fastened to the top stack and keyframe.]

Shown are portions of the damper assembly and sostenuto blade in a new Essex Model 155.



Damper tray: at-rest position



Damper tray: lifted position

- Paul Piszczek, RPT





## MEMBER SPOTLIGHT

### DOUG TYBOR *(submitted by Doug)*

Growing up in Pittsburgh, PA, my experience with music began in a home where classical music was played frequently on the portable record player. Additionally, Dad and I did time-sharing on the piano bench; I would play "Chopsticks" and "Hot Cross Buns" by day, he at night would run through Bach's Short Preludes and Fugues and Beethoven Sonatas with proficient ease. Once in a while our next-door neighbor, who couldn't play the piano but was a double bassist with the Pittsburgh Symphony, came over with a strange-looking set of tools and spent a couple of hours playing one note at a time while wiggling this odd wrench with a wooden handle...



Fast-forward about fifteen years, I was facing a major life transition of moving to Boston to attend Berklee College of Music. I had a few years of formal piano lessons combined with pipe dreams of becoming a rock star, yet I also made this transition knowing the potential pitfalls of a career in music, and committed to the idea at Berklee that I would focus on something that would provide the means to make a living in some music-related field, and have evenings and weekends for creative pursuits. In my third year at Berklee I enrolled in an "Intro To Piano Technology" course, taught by Tom Sheehan. A few weeks into the course Tom mentioned he was also Director of Piano Maintenance for the school, and that he supervised a group of apprentice tuners and technicians as they learned the craft on the school's pianos in the practice rooms and ensemble rooms. He also mentioned he might consider adding more apprentices at the end of the term. I went up to him after that class and mentioned my interest; he added me as an apprentice the next day.

I learned from Tom for about a year, and soon after I finished course work at Berklee he recommended me to a piano dealership north of Boston, where I worked for many years. And Tom's legacy lives throughout the Boston Chapter today – many tuners and technicians here were his apprentices, and some of us were fortunate to toast him at a lunch and thank him for his mentoring of us. Tom passed away a few years ago, and I'm now honored to serve as President of the Boston Chapter, as Tom did 30 years ago.

I've been a self-employed technician since 1992, play keyboards in a band, and have one of the odd wrenches with a wooden handle my former neighbor used...it's great for that one tiny player piano I tuned recently for a customer in Burlington...



## UPCOMING EVENTS

**April 28—May 1, 2011:** MARC, Hotel Bethlehem, Historic Bethlehem, PA

**May 11, 2011, 7:30 p.m.:** **SAVE THE DATE**

Tone Regulating Seminar, M. Steinert & Sons, Boston, MA  
 Presented by Kent Webb, Steinway & Sons, NY  
 (Contact Liz Diamond at Steinert's, 617-426-1900 x223)



FOR SALE

Vose baby grand



Christine Lovgren  
(508) 733-2935

Steinway A  
(c. 1895)



Steinway Model A Piano (Serial #11111)  
A 6'1", fifty-seven wound string bass, three bridge, eighty-eight note piano. Manufactured in Queens NY, circa 1895, this piano has been completely restored. Restoration included new soundboard, bridges, pinblock, strings and action.  
All the case parts are original; the ebony case is a Victorian style with fluted, barrel-shaped legs, carved music desk and ivory keyboard.  
Lovely sound / Responsive action! Mary P. Logue  
919-1532  
\$35,000 mlogue@pianologue.com

6'1", No. 84699. Fifty-seven wound string bass, three bridge, eighty-eight note piano. Manufactured in Queens, NY. This piano has been completely restored. Restoration included: **new soundboard, bridges, pinblock, strings, and action.**

Mary P. Logue  
(857) 919-1532  
mlogue@pianologue.com

All the case parts are original; the ebony case is a Victorian style with fluted, barrel-shaped legs, carved music desk, and ivory keyboard. Lovely sound / Responsive action!  
\$35,000

Tadashi grand, 5'7"  
(c. 1985)

Natural honey. High-gloss finish in immaculate condition. Matching bench, spade legs. True sostenuto. Never played much. A very nice Japanese piano, these were not imported to the US for very long. Larry Fine's Piano Book gives it a good review. I've never seen one before, and was pleasantly surprised at how nice it is. Located in Medfield. Asking \$7,500.

Christine Lovgren  
(508) 733-2935

Steinway O  
(c. 1917)

Mahogany, with bench. Good board and bridges. Needs the rest restored. Asking \$4,500.

Ginnie Laughlin  
(978) 263-09419  
virginialaughlin@yahoo.com

TIDBITS



Left: Ruth Van Dine (RI Chapter) at the demonstration table during the March 2011 Chapter meeting at Aardvark Piano Restorations, Hyde Park, MA. She gave a wonderful presentation on how she keeps her tools and supplies organized for efficient piano service calls.

Below (left to right): Patrick Branstetter, Eric Donnelly, Doug Tybor, Evan Ewing, and Jim Sasso take a closer look at various tool cases and storage containers Ruth discussed during her presentation.



NOT IN THE BOSTON CHAPTER...

Standing at 1,344 metres high (or 4,408 feet) Ben Nevis is the highest mountain in the British Isles. A volunteer squad of litter collectors from the John Muir Trust decided to undertake a clean-up of Ben Nevis, they found a rather unusual piece of litter under a cairn at 4,000 ft - the remains of a piano.



THE REST OF THE "STORY" at [http://www.guy-sports.com/months/jokes\\_piano\\_man.htm](http://www.guy-sports.com/months/jokes_piano_man.htm)


CHAPTER ADMINISTRATION

News & Notes
www.bostonptg.org

Boston Chapter PTG Officers
Doshie Powers, President
Gary Ford, Vice President
Joe Morocco, Treasurer

Chapter Committees
Paul Piszczek, Newsletter
Pat Draine, Tech Programming
Jude Reveley, Librarian
David Nadworny, Tech Exam
Chris Lovgren, Tuning Exam

All expressions of opinion and all statements of supposed fact are published on the authority of the author as listed, and are not to be regarded as expressing the view of this chapter or the Piano Technicians Guild Inc. unless such statements or opinions have been adopted by the chapter or the Piano Technicians Guild Inc.





# LOCATION MAP

